

UKRAINE COVID-19 DAILY SITUATION REPORT

January 15, 2022; 09:00



**МІНІСТЕРСТВО
ОХОРОНИ
ЗДОРОВ'Я
УКРАЇНИ**



**ЦЕНТР
ГРОМАДСЬКОГО
ЗДОРОВ'Я**


Dr. Jarno Habicht
WHO Representative
Kyiv, 04071, Ukraine
+38 044 428 55 55
<http://www.euro.who.int/en/countries/ukraine>

Dr. Victor Liashko
Minister of Health
Kyiv 01601, Ukraine
Tel.: +380 44 200 0790
<http://www.moz.gov.ua>

Public Health Center of the
Ministry of Health of Ukraine
Kyiv, 04071, Ukraine
Yaroslavskaya st., 41
Tel.: +380 44 425 43 54
phc.org.ua
covid2019@phc.org.ua



CONFIRMED
3 748 079 (+10 569)

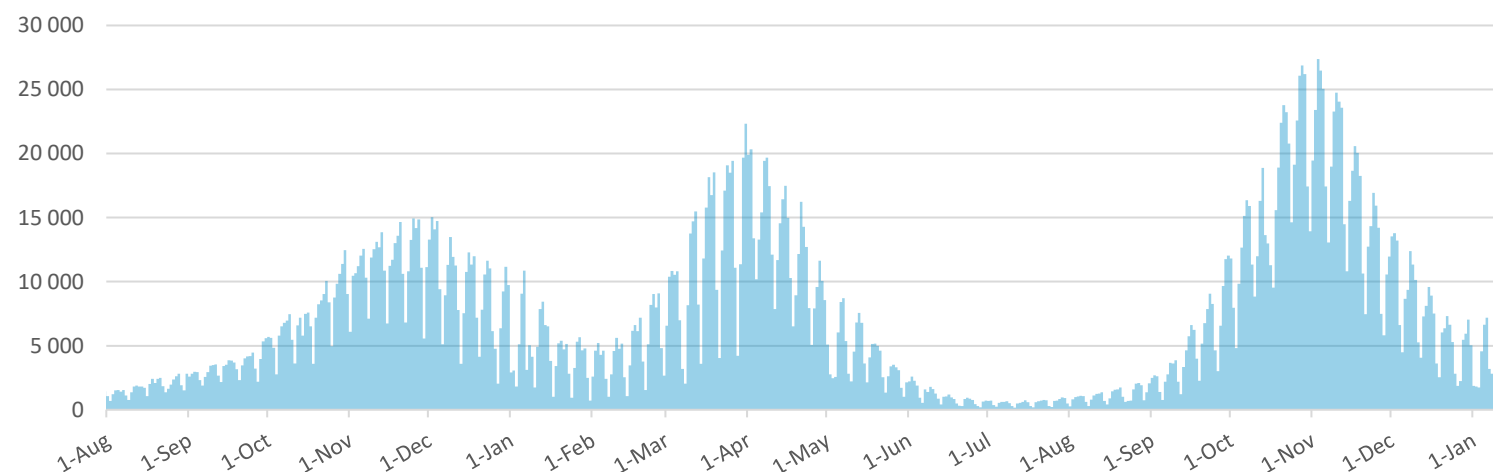


DEATHS
98 195 (+127)



RECOVERED
3 551 283 (+6 172)

Confirmed cases by the date of reporting



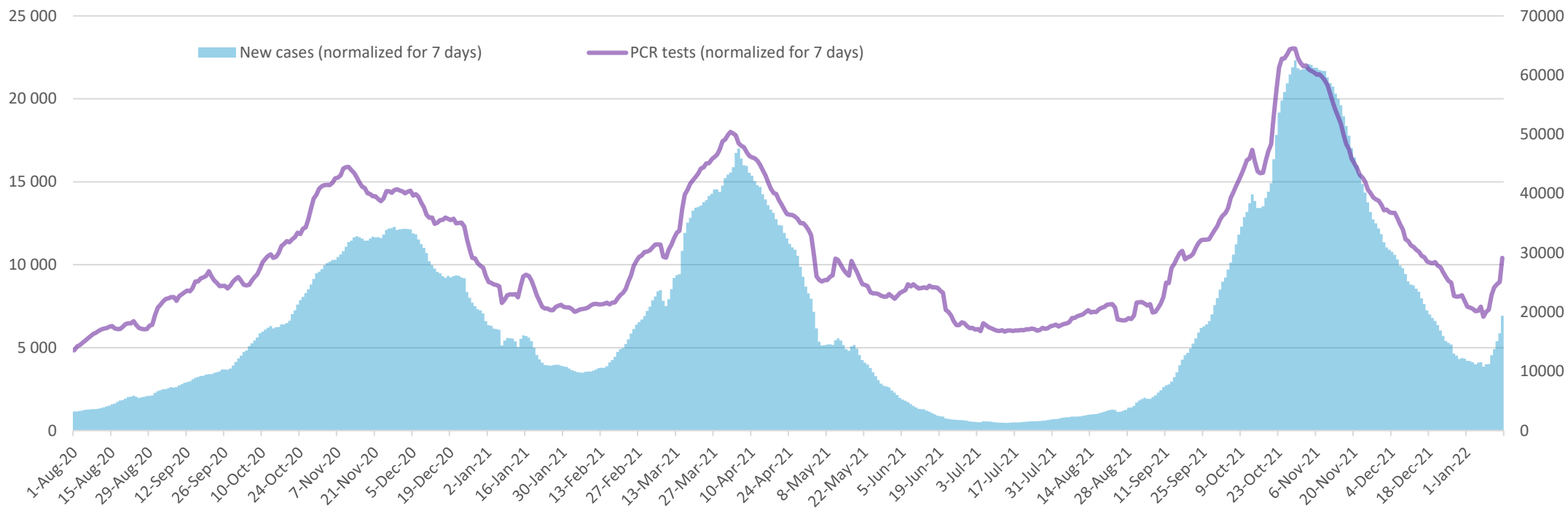
Top-5 regions by cases in last 30 days

| Region | Cases | % |
|-----------------|--------|-------|
| Kyiv city | 25 462 | 16,9% |
| Lviv | 9 727 | 6,4% |
| Poltava | 8 125 | 5,4% |
| Ivano-Frankivsk | 7 657 | 5,1% |
| Kharkiv | 7 583 | 5,0% |
| Others | 92 479 | 61,2% |

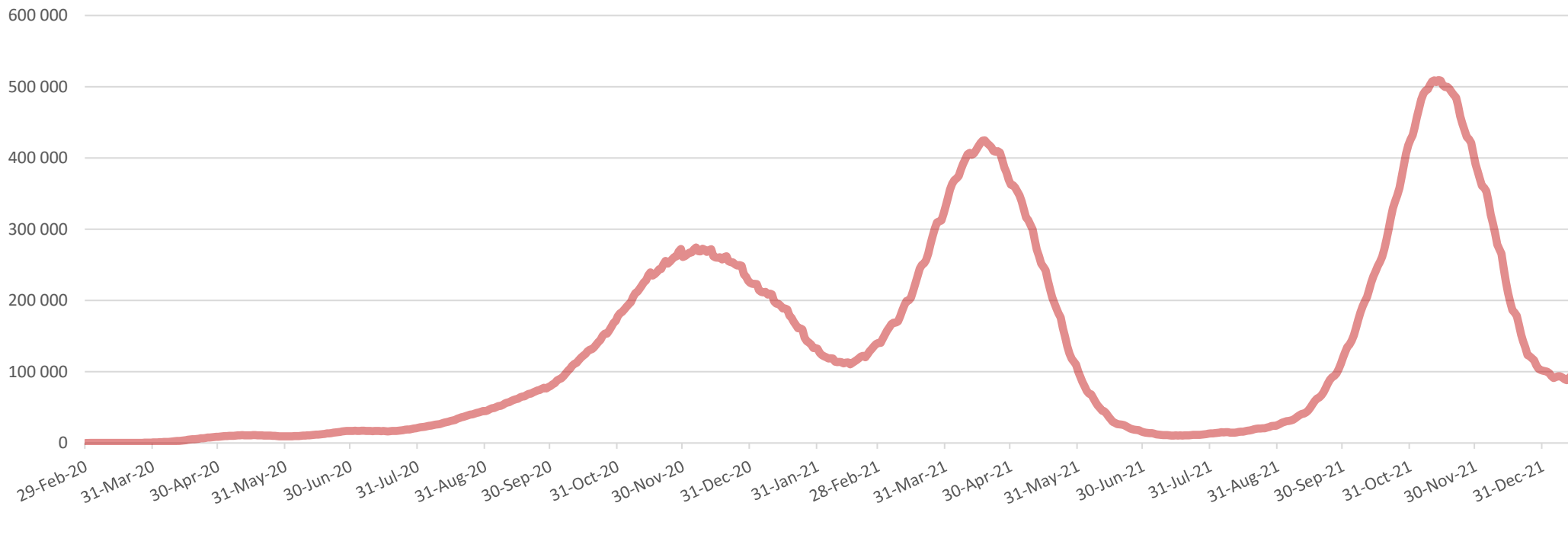
General information

Data source used in this daily situation report is provided
by the [Ministry of Health of Ukraine](#)
and by [the Public Health Center of the Ministry of Health of Ukraine](#).

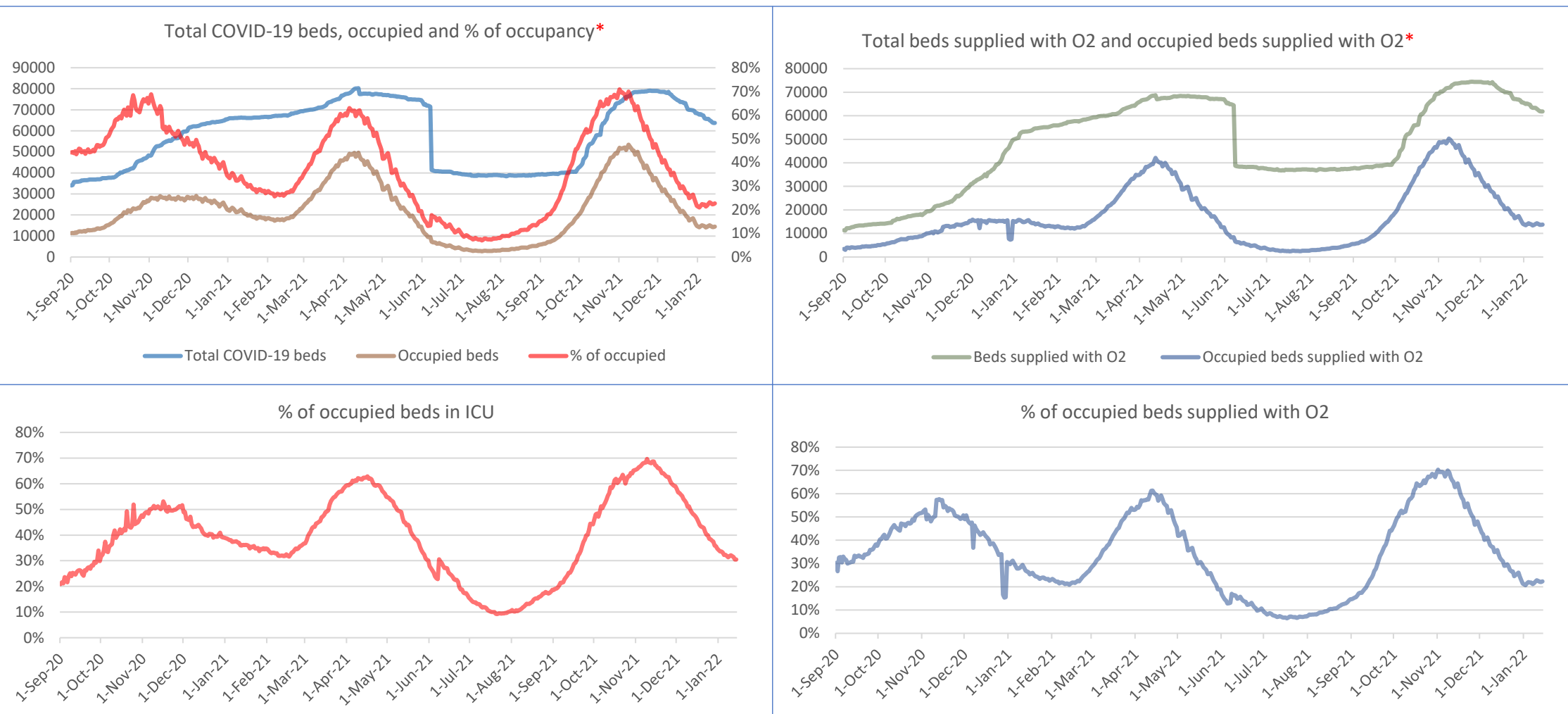
Comparison of number of daily confirmed cases and daily PCR tests (normalized for 7 days)



Trend in a total number of active cases



Selected indicators showing hospitalization trends



Regions with highest increase and general information

Current regions with highest share of occupied beds supplied with oxygen:

- Ivano-Frankivsk region – 47%
- Vinnytsya region – 36.7%

Share of beds occupied by suspected and confirmed cases in the same regions:

- Ivano-Frankivsk region – 50%
- Vinnytsya region – 37.5%

Share of beds occupied in ICU:

- Ivano-Frankivsk region – 42.1%
- Vinnytsya region – 49.1%

Detailed information on hospital needs, bed occupancy, access to oxygen and other related issues you can find on [the dashboard via this link](#).

Information represented in the dashboard is provided by the Ministry of Health of Ukraine.

*a dropdown in the number of total COVID-19 beds and beds supplied with oxygen in June is due to the decision to reduce the number of COVID-19 designated hospitals.

Indicators for COVID-19 epidemic process in Ukraine

| Region | Past 7-day cumulative cases | Past 7-day incidence | % change of 7-day cumulative incidence* | Past 14-days cumulative cases | Past 14-day incidence | % change of 14-day cumulative incidence* | Mortality per 100 000 population | Active cases | Active cases per 100 000 population |
|-----------------|-----------------------------|----------------------|---|-------------------------------|-----------------------|--|----------------------------------|---------------|-------------------------------------|
| Kyiv city | 6 546 | 220,8 | 34,0% | 11 431 | 385,5 | 9,9% | 281,8 | 9 688 | 326,7 |
| Vinnitsya | 2 489 | 161,7 | 127,7% | 3 582 | 232,7 | 66,0% | 210,0 | 4 576 | 297,3 |
| Volyn | 667 | 64,7 | 113,1% | 980 | 95,1 | -6,3% | 215,1 | 1 505 | 146,1 |
| Dnipropetrovsk | 1 636 | 51,7 | 57,5% | 2 675 | 84,5 | 31,3% | 285,1 | 2 757 | 87,1 |
| Donetsk | 1 587 | 84,5 | 79,5% | 2 471 | 131,6 | -5,4% | 277,6 | 2 107 | 112,2 |
| Zhytomyr | 1 244 | 103,4 | 27,6% | 2 219 | 184,4 | 19,9% | 273,8 | 2 802 | 232,8 |
| Zakarpattia | 1 337 | 106,7 | 53,9% | 2 206 | 176,1 | 20,6% | 197,4 | 4 693 | 374,6 |
| Zaporizhia | 906 | 53,9 | 53,0% | 1 498 | 89,2 | -4,7% | 322,9 | 1 276 | 76,0 |
| Ivano-Frankivsk | 3 918 | 287,0 | 187,0% | 5 283 | 386,9 | 120,2% | 231,4 | 7 631 | 558,9 |
| Kyiv oblast | 2 054 | 115,3 | 75,9% | 3 222 | 180,8 | 18,8% | 268,0 | 4 165 | 233,7 |
| Kirovograd | 440 | 47,4 | 30,6% | 777 | 83,7 | 6,1% | 171,1 | 1 598 | 172,2 |
| Luhansk | 574 | 85,4 | 70,3% | 911 | 135,5 | 38,9% | 332,3 | 1 150 | 171,0 |
| Lviv | 4 096 | 163,4 | 139,3% | 5 808 | 231,7 | 72,4% | 243,1 | 8 219 | 327,9 |
| Mykolaiv | 887 | 79,5 | 57,0% | 1 452 | 130,1 | 19,6% | 300,1 | 1 998 | 179,1 |
| Odesa | 2 317 | 97,6 | 87,6% | 3 552 | 149,6 | 3,3% | 237,5 | 8 244 | 347,3 |
| Poltava | 2 298 | 166,4 | 79,8% | 3 576 | 258,9 | 18,3% | 279,7 | 3 907 | 282,8 |
| Rivne | 1 418 | 123,2 | 100,8% | 2 124 | 184,5 | 52,4% | 200,8 | 2 061 | 179,0 |
| Sumy | 2 436 | 229,2 | 128,1% | 3 504 | 329,6 | 82,0% | 273,1 | 4 039 | 380,0 |
| Ternopil | 1 743 | 168,3 | 74,3% | 2 743 | 264,8 | 54,7% | 209,5 | 3 252 | 313,9 |
| Kharkiv | 3 098 | 116,9 | 74,9% | 4 869 | 183,8 | 63,9% | 244,1 | 8 122 | 306,5 |
| Kherson | 643 | 62,8 | 54,9% | 1 058 | 103,3 | 59,6% | 265,8 | 1 373 | 134,1 |
| Khmelnysky | 1 861 | 148,8 | 64,4% | 2 993 | 239,3 | 29,5% | 272,6 | 4 265 | 341,0 |
| Cherkasy | 1 380 | 116,3 | 55,9% | 2 265 | 190,8 | -8,9% | 228,1 | 4 129 | 347,9 |
| Chernivtsi | 1 724 | 191,6 | 172,4% | 2 357 | 262,0 | 89,2% | 338,6 | 2 760 | 306,8 |
| Chernihiv | 1 117 | 113,3 | 52,8% | 1 848 | 187,4 | 20,7% | 256,0 | 2 284 | 231,6 |
| Ukraine | 48 416 | 127,1 | 73,3% | 75 404 | 198,0 | 31,5% | 257,8 | 98 601 | 258,9 |

* $(\text{Current 14/7-day cumulative incidence} - \text{14/7-day cumulative incidence one week ago}) / \text{14/7-day incidence one week ago}$.

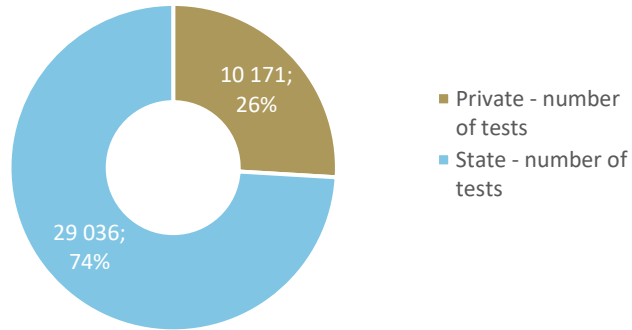
Green – decline in % change.

Yellow – slight increase (from 0% to 20%).

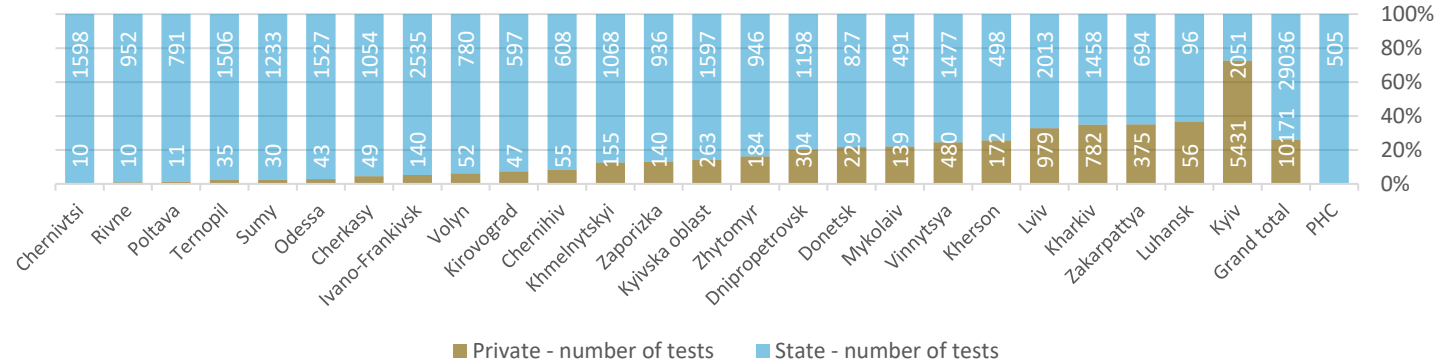
Red – significant increase (higher than 20%).

Daily information about testing in regions (as of January 15; 09:00)

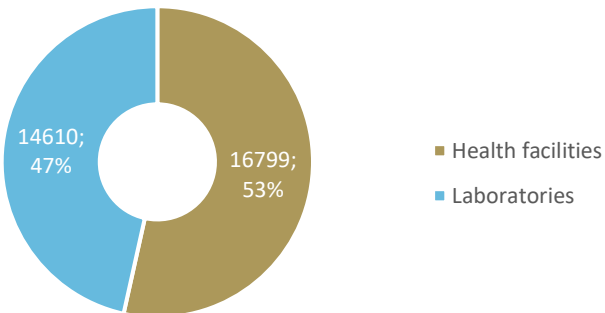
PCR tests done in private and state labs



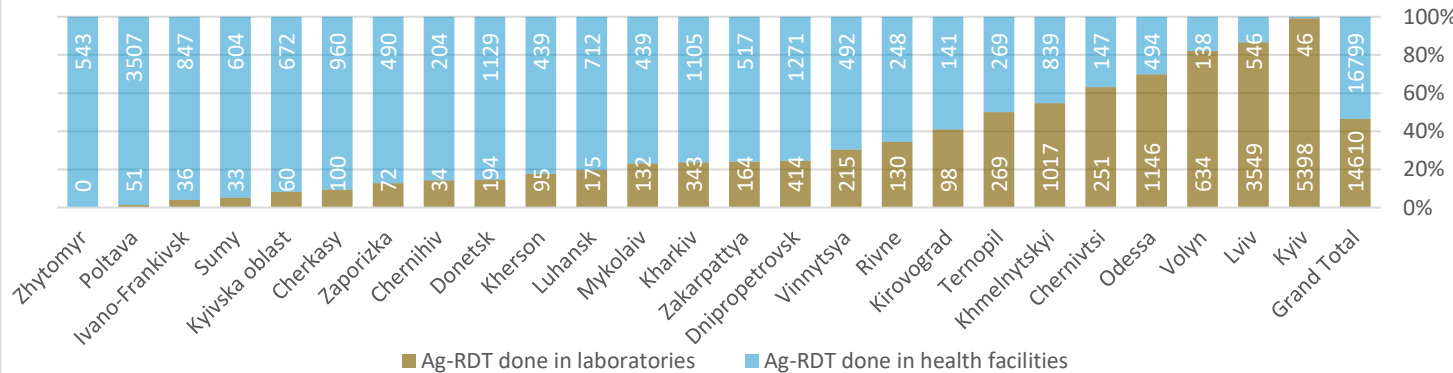
Share of PCR tests done in private and state labs



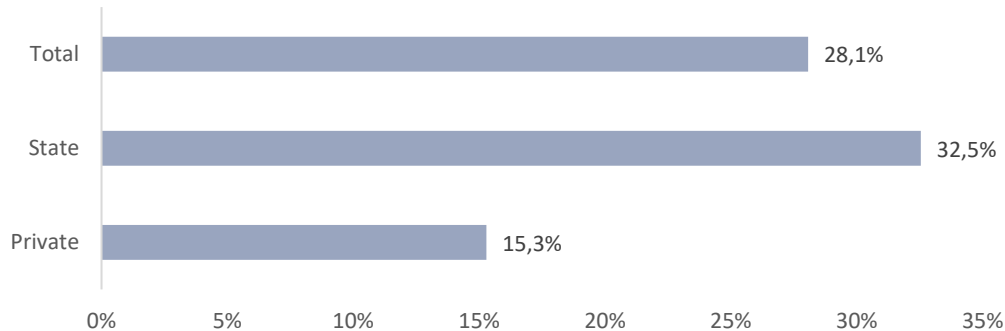
Ag-RDT done in laboratories and health facilities



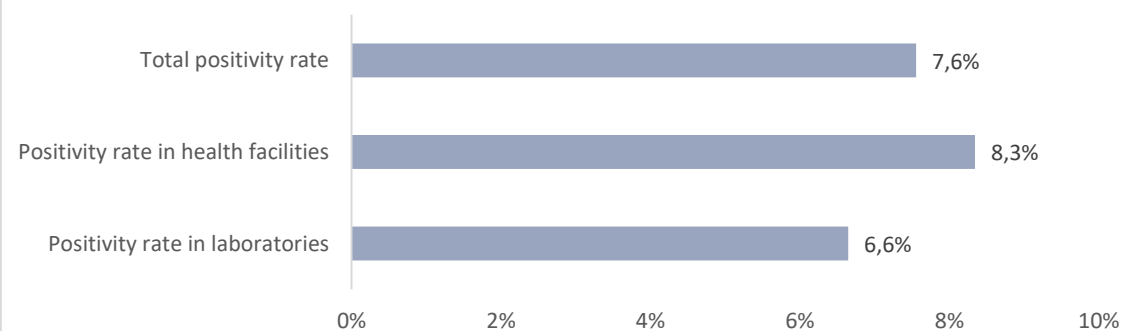
Share of Ag-RDT done in health facilities and laboratories



Daily positivity rate (PCR) in private and state labs



Daily positivity rate (Ag-RDT) in laboratories and health facilities

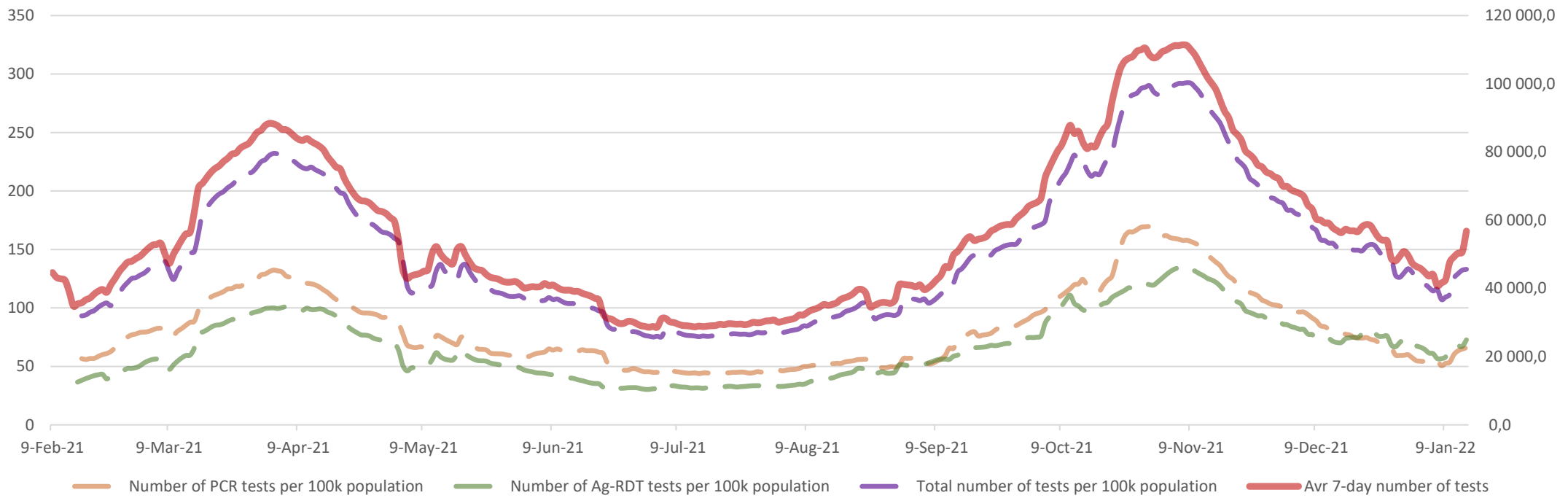


Total number of tests:

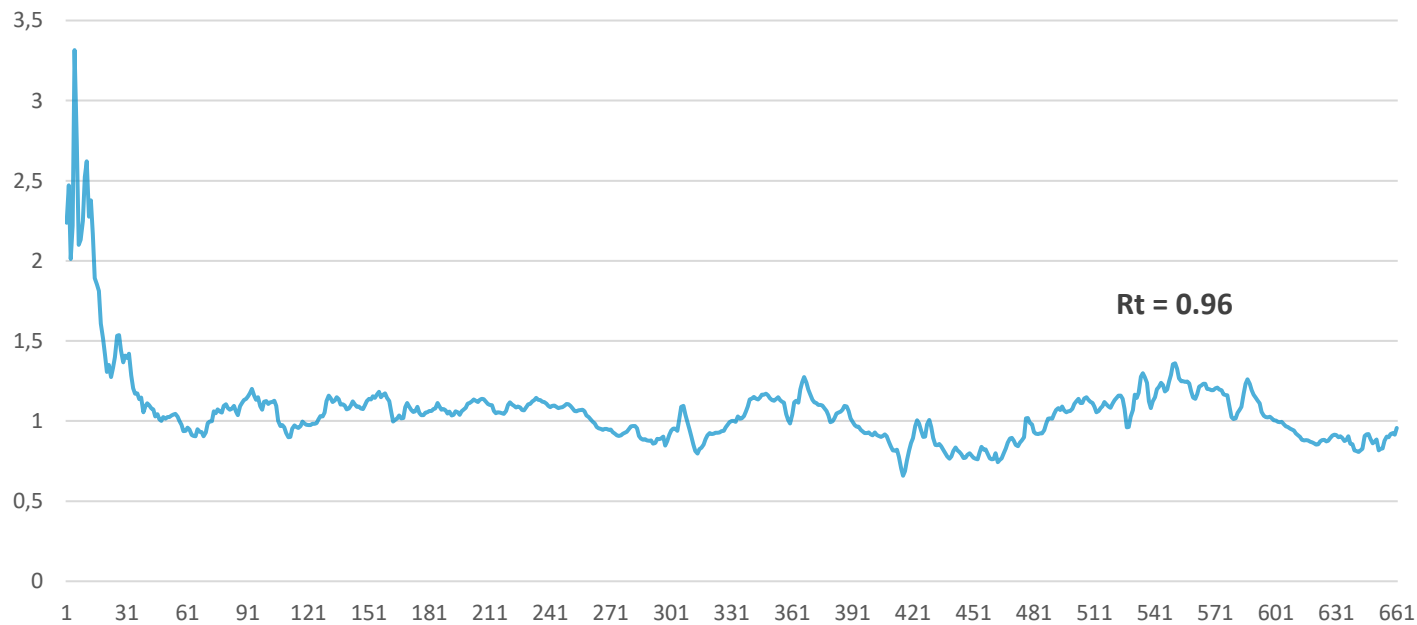
PCR: 17 147 892

Ag-RDT: 8 831 449

Number of tests per 100,000 population (averaged for 7 days)



Estimated median reproduction number based on date of reporting (7 day moving average)



Relevant links

- [Vaccination in Ukraine](#)
- [WHO Euro Regional interactive dashboard](#) (English)
- [WHO Euro Regional interactive dashboard](#) (Russian)
- [Daily situation report](#)
- [Updated WHO advice for international travel](#)
- [WHO global interactive dashboard](#)
- [Public Health Center of the MoH](#)
- [Coronavirus in Ukraine](#)